


City of Columbus  
**ADA Guidelines for  
Sidewalk Dining  
Lease Areas**

Great cities have great neighborhoods with inviting restaurants that add to the quality of life and economy. The city of Columbus collaborates with restaurateurs and developers to create dining spaces in the public right-of-way that are compliant with the federal *Americans with Disabilities Act of 1990 (ADA)*. Sidewalk dining lease areas must be built and maintained according to ADA standards so that restaurant patrons and other sidewalk users are legally and safely accommodated.

The Department of Public Service is the local agency for ensuring ADA compliance on City of Columbus streets and sidewalks.


Persons with disabilities rarely can take advantage of the entire width of the Pedestrian Accessible Route (see next panel) due to barriers such as grates, damaged sidewalks, debris, parked bicycles, flower pots, etc., even though a walkway may be more than 4-feet wide. Obstacles are reduced when an ADA-compliant right-of-way is provided.



**Benefits of a 6-foot Wide  
Pedestrian Walkway**

A six-foot wide Pedestrian Walkway is essential because it allows for:

- Human tendency to shy away from building faces, railings, fences, edges of roadway, etc.
- Heavily traveled sidewalks with higher pedestrian presence
- Travel space where non-ADA-compliant sidewalks or tree grates are present.
- Adequate passing space for all users:
  - People walking side-by-side or using wheelchairs, walkers, canes, or other mobility aids
  - Travelers distracted by talking on cell phones, texting, looking for buses, not paying attention, etc.
  - Sidewalk users navigating around physical barriers such as flower boxes, parking meters, tree grates, posts, banners, signs, etc.
  - People needing turnaround space if a building or business entrance is passed




**Department of Public Service**  
109 North Front Street  
Columbus, Ohio 43215  
<http://PublicService.Columbus.gov>

For application and additional details,  
contact Right-of-Way Manager:  
tel. (614) 645-1584

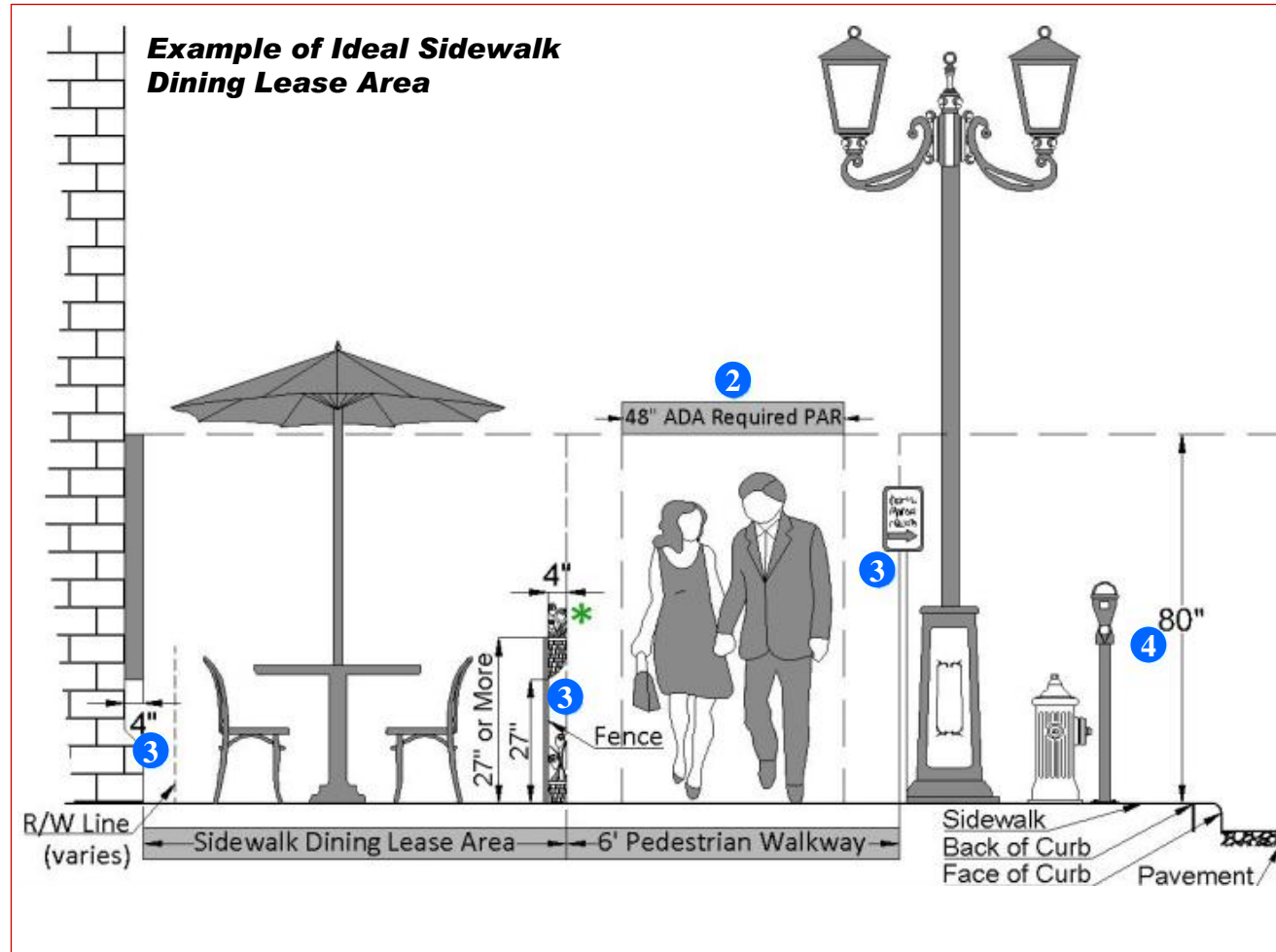
December 2011

City of Columbus  
Michael B. Coleman, Mayor  
**ADA Guidelines for  
Sidewalk Dining  
Lease Areas**  
*for Restaurateurs  
and Developers*



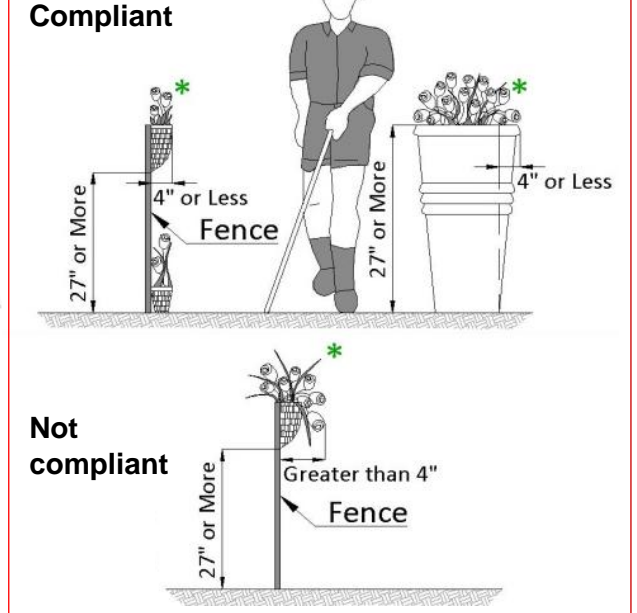
## Eight Required ADA Features for Sidewalk Dining Lease Areas (SDLA)

- 1 SDLA must accommodate existing or future ADA curb-ramp designs and contain a minimum of a 5-foot level landing at the top of each ramp.
- 2 A 6-foot pedestrian walkway is ideal on sidewalks containing dining facilities. SDLA must allow a minimum 48-inch wide by 80-inch tall, clear and unobstructed walking space, known as a **Pedestrian Accessible Route (PAR)**, between the edge of the leased dining area and back of the curb; see 2 at right.
- 3 Objects which protrude on either side of the PAR shall not reduce the width required for the PAR. Examples of protruding objects include, but are not limited to, planters, flower boxes, trees, plants, foliage, signs, hydrants, parking meters, newspaper boxes, refuse containers, benches, bike racks, banners, flags, utility or light poles, etc. Outside the PAR, within the Pedestrian Walkway, objects may protrude a maximum of four inches horizontally when located above 27 inches from the sidewalk; see 3 at right.
- 4 An unobstructed space of at least 80 inches in height must be provided along the length of the SDLA; see 4 at right.
- 5 Any openings on tree grates, drain covers and underground vault accesses along the SDLA must be perpendicular to the dominant direction of pedestrian travel and no greater than one-half-inch wide; see 5 at right.
- 6 Fences, railings or other barriers along the SDLA must be detectable by people who use canes. Any vertical barrier taller than 27 inches must have an additional barrier below 27 inches (4 inches from the sidewalk is suggested), so that it may be detected by canes; see 6 at right.
- 7 A passing space 5-feet wide by 5-feet long must be provided every 200 feet.
- 8 Sidewalk surfaces must be stable, firm and slip-resistant.

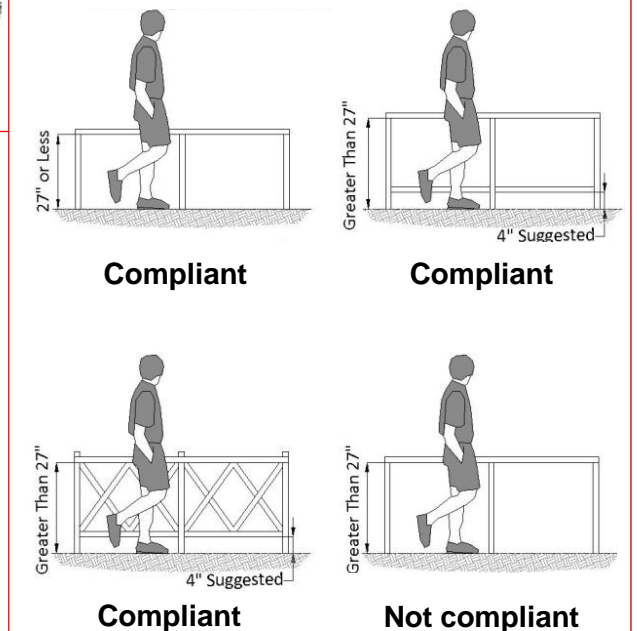


### 3 Protrusions - Flower Boxes

*\*Overhanging foliage may affect ADA compliance*



### 6 Fences, Railings or Other Barriers



### 5 Grates, Drain Covers or Vault Accesses

