

Client Name
Street Name

EXAMPLE 1
CURRENT MONTH, YEAR

FILE #:

APPROVAL DATE:



NOTE: ALL DRAWING IS FOR DESIGN INTENT & ROUGH ESTIMATING PURPOSE ONLY. FIELD VERIFY ALL DIMS. & CONDITIONS BEFORE PROCEEDING W/ WORK.

SIDEWALK DINING LEASE AREA (SDLA)

MAXIMUM OCCUPANCY: 14

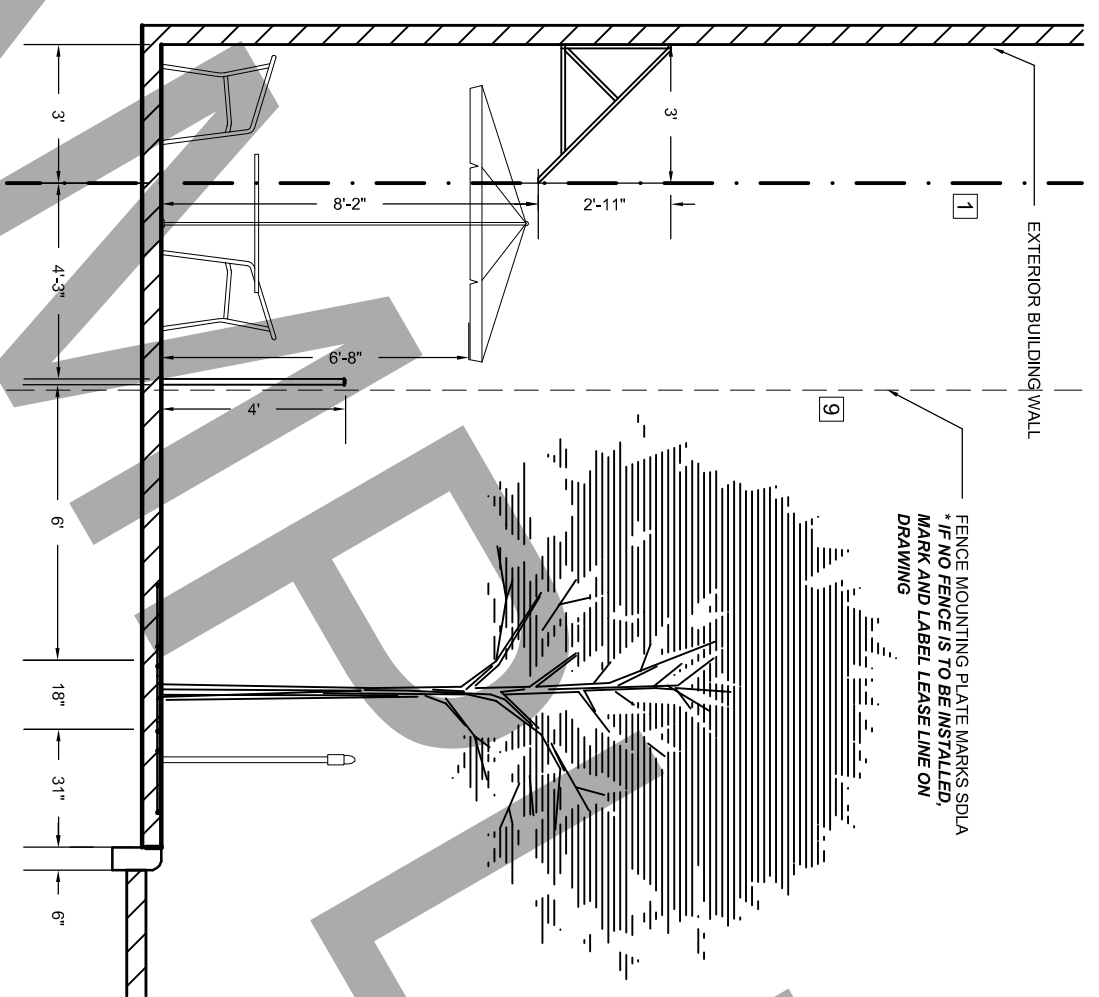
* FOR DETAILS ON THIS INFORMATION CONTACT COMMERCIAL PLANS EXAMINER, DEPARTMENT OF BUILDING & ZONING SERVICES, 757 CAROLYN AVE FROM 9AM-4PM OR LEAVE A MESSAGE ON THE VOICEMAIL LINE AT 614-645-2212 FOR A RETURN CALL.

CODED SITE PLAN NOTES:

- 1 PROPERTY LINE PER ALTA SURVEY
* PROPERTY LINES OR BUSINESS LEASE LINES NEED TO BE SHOWN TO CONFIRM THAT THE SDLA DOES NOT EXTEND BEYOND.
- 2 EXISTING 6" CURB
- 3 EXISTING SIDEWALK FROM FACE OF BUILDING TO BACK OF CURB
- 4 CITY OF COLUMBUS MINIMUM 6" PUBLIC SIDEWALK PATH MAINTAINED
* SDLA MUST ALLOW A MINIMUM 72" W X 80" H CLEAR AND UNOBSTRUCTED WALKING SPACE BETWEEN THE EDGE OF THE LEASED DINING AREA AND BACK OF THE CURB.
- 5 EXISTING TREE AND ADA TREE GRATE
* ANY OPENINGS ON TREE GRATES, DRAIN COVERS, AND UNDERGROUND VAULT ACCESSES ALONG THE SDLA MUST BE PERPENDICULAR TO THE DOMINANT DIRECTION OF PEDESTRIAN TRAVEL AND NO GREATER THAN 1/2" * IF TREE GRATE IS NOT ADA COMPLIANT IT MUST BE REPLACED BY APPLICANT AT THEIR COST.
- 6 EXISTING FIRE HYDRANT
- 7 EXISTING PARKING METERS
- 8 EXISTING STREET SWEEPING SIGN
* MUST SHOW EVERY OBSTRUCTION IN DRAWING
- 9 SDLA LINE
* MUST SHOW SDLA LINE IN DRAWING
- 10 4" SQUARE 1/2" THICK ATTACHMENT PLATE WITH FOUR (4) REMOVABLE LAG BOLTS MARKS SDLA
* IF NO FENCE IS TO BE INSTALLED, MARK AND LABEL LEASE LINE ON DRAWING
- 11 NEW 48" HIGH BLACK WROUGHT IRON FENCE MECHANICALLY FASTENED (SCREWS & BRACKETS) TO EXISTING CONCRETE WALK
* ANY VERTICAL BARRIER TALLER THAN 27" MUST HAVE AN ADDITIONAL BARRIER AT LEAST 4" FROM THE SIDEWALK SO THAT IT MAY BE DETECTED BY CANES.
- 12 48" X 48" H GATE IS SPRING LOADED FOR AUTOMATIC CLOSURE. GATE IS NOT TO BE BLOCKED OR PROPPED OPEN.
* GATES MUST SWING OUT AND BE SELF CLOSING
- 13 FIVE (5) 18" x 30" TABLES, TWO (2) CHAIRS EACH
- 14 ONE (1) 36" DIAMETER TABLE WITH FOUR (4) CHAIRS AND 6" DIAMETER UMBRELLA
* SHOW UMBRELLA AS DASHED LINE.
* OPENED UMBRELLA MUST STAY WITHIN SDLA.
- 15 NEW 12' x 3' CANVAS AWNING INSTALLED ON TRADITIONAL TUBE FRAME SYSTEM AS DESIGNED BY AWNING CONTRACTOR. FRAME ATTACHED TO BUILDING AS REQUIRED TO MEET LOCAL CODES AND ORDINANCES AND SEALED AT TOP FOR WEATHERPROOFING. ATTACHMENTS ON HISTORICAL BUILDINGS TO BE DESIGNED TO BE NON-INVASIVE
* SHOW AWNING/CANOPY AS DASHED LINE
* IF AWNINGS ARE INCLUDED IN THE PROPOSED DINING AREA, THE DRAWING MUST INCLUDE DETAILED INFORMATION ON THE SIZE, TYPE, AND METHOD OF INSTALLATION.

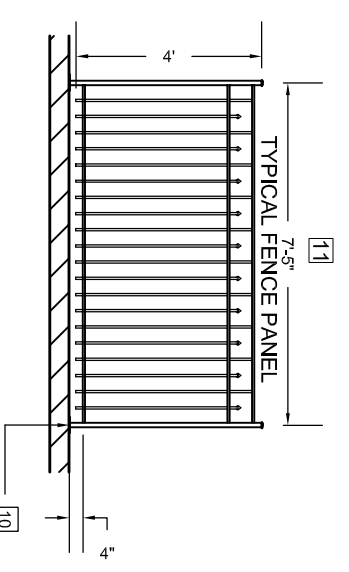
ADDITIONAL GENERAL NOTES:

- * ALL ITEMS WITHIN THE APPROVED SDLA MUST NOT EXTEND BEYOND THE LEASE AREA
- * PLEASE ALSO SEE CITY OF COLUMBUS ADA GUIDELINES FOR SIDEWALK DINING LEASE AREAS FOR RESTAURATEURS AND DEVELOPERS
- * PLEASE REVIEW "WHAT ITEMS ARE REQUIRED TO BE INCLUDED WITHIN THE SCALED DETAILED DRAWING?" SECTION OF THE INFORMATION AND CHECKLIST FOR OBTAINING A SIDEWALK DINING LEASE FROM THE DEPARTMENT OF PUBLIC SERVICE, DIVISION OF PLANNING AND OPERATIONS, BEFORE SUBMITTAL

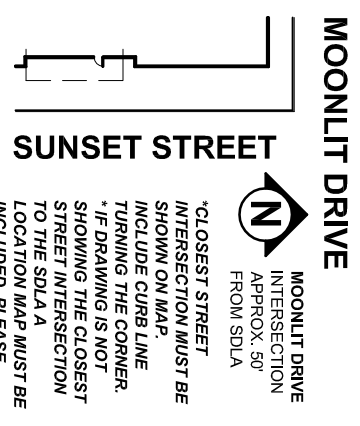


SECTION B
SCALE: 1/4" = 1'-0"

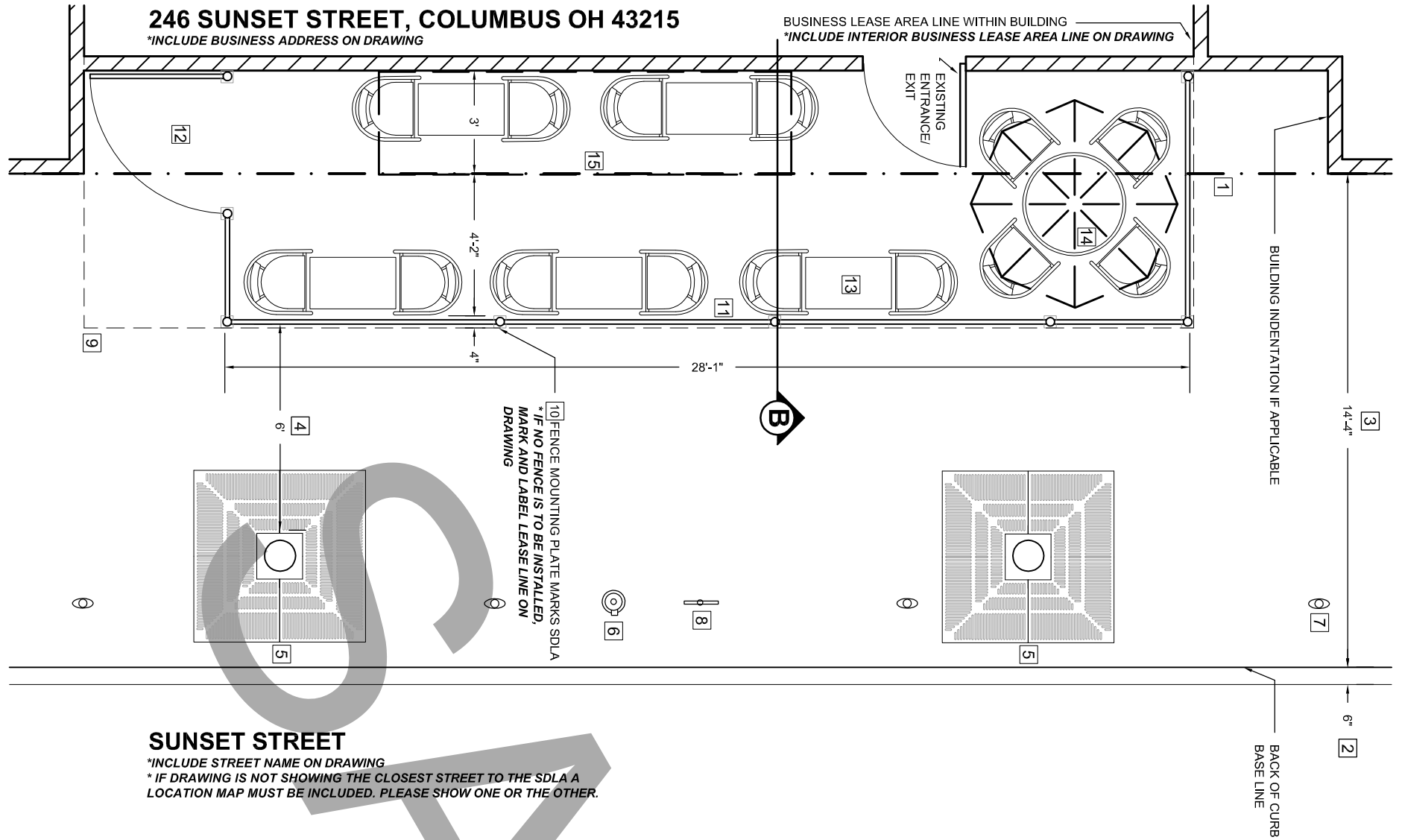
SUNSET STREET
* INCLUDE STREET NAME ON DRAWING
* IF DRAWING IS NOT SHOWING THE CLOSEST STREET TO THE SDLA A LOCATION MAP MUST BE INCLUDED. PLEASE SHOW ONE OR THE OTHER.



C FENCE DETAIL
SCALE: 1/4" = 1'-0"



D LOCATION MAP
SCALE: 1/64" = 1'-0"



A PROPOSED SITE PLAN
SCALE: 1/4" = 1'-0"