

# Spending Scorecard

Year

2020

Department

(All)

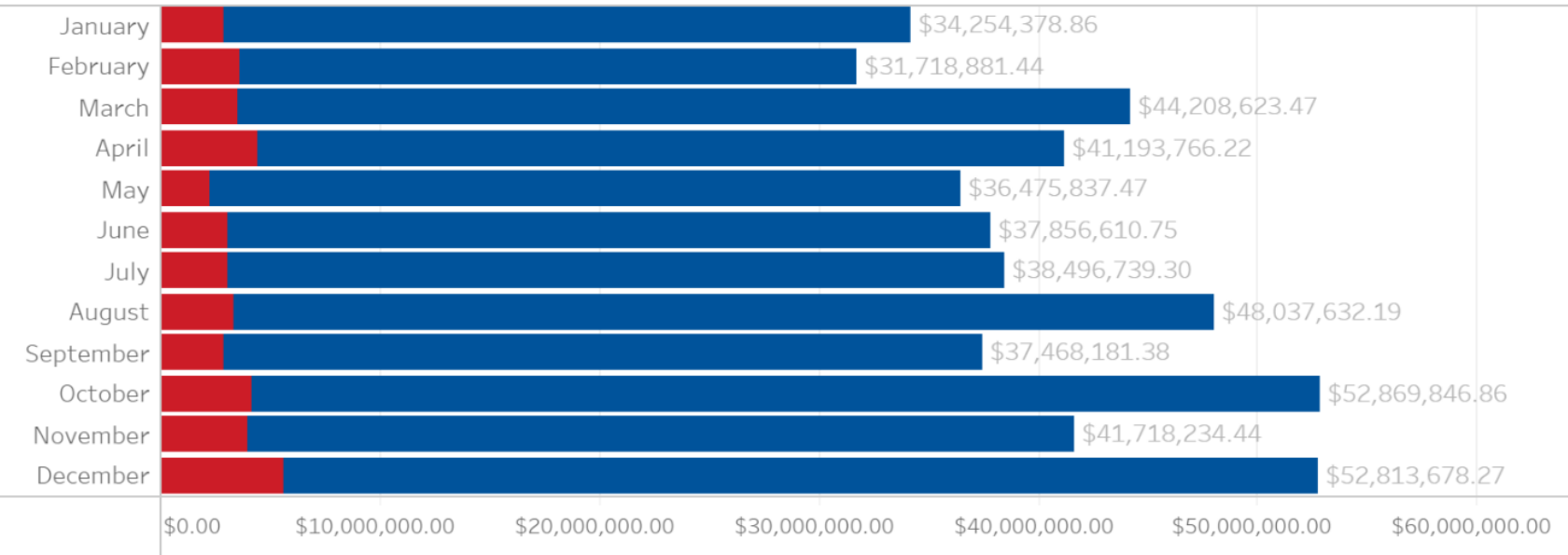
Diversity

(All)

Month

(All)

## Diversity Utilization Spend by Month



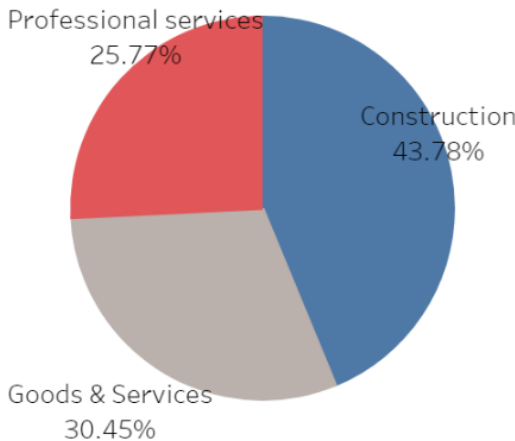
## Diversity Spending

Total Spending: **\$497,112,410.65**

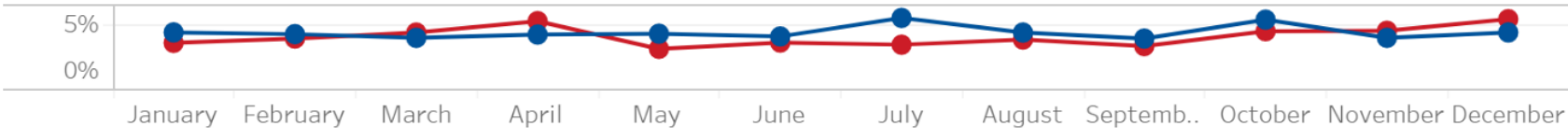
Diversity Spending: **\$61,772,128.89**

Diversity Spend Percent: **12.426%**

## Industry Spending



## Diversity Spending Trend



Department	Prime	Subcontractor	Diversity	Non-Diversity	Total Spend	Ratio
Building & Zoning Serv	\$413,720.86	\$0.00	\$413,720.86	\$118,138.38	\$531,859.24	77.79%
City Attorney	\$10,904.62	\$0.00	\$10,904.62	\$736,948.55	\$747,853.17	1.46%
City Auditor	\$6,159.24	\$0.00	\$6,159.24	\$4,914,375.86	\$4,920,535.10	0.13%
City Council	\$28,914.28	\$0.00	\$28,914.28	\$85,077.02	\$113,991.30	25.37%
City Treasurer	\$766.44	\$0.00	\$766.44	\$30,806.60	\$31,573.04	2.43%
Civil Service Commission	\$68,478.58	\$0.00	\$68,478.58	\$107,541.26	\$176,019.84	38.90%
Development	\$991,563.12	\$0.00	\$991,563.12	\$10,466,208.87	\$11,457,771.99	8.65%
Education	\$516,467.25	\$0.00	\$516,467.25	\$645,743.20	\$1,162,210.45	44.44%
Finance Management	\$3,832,774.65	\$563,046.00	\$4,395,820.65	\$57,958,705.84	\$61,791,480.49	7.05%
Human Resources	\$124,743.05	\$0.00	\$124,743.05	\$812,500.81	\$937,243.86	13.31%
Mayor's Office	\$212,846.64	\$0.00	\$212,846.64	\$367,817.90	\$580,664.54	36.66%
Municipal Courts	\$654,232.98	\$0.00	\$654,232.98	\$3,383,619.50	\$4,037,852.48	16.20%
Neighborhoods	\$193,961.20	\$0.00	\$193,961.20	\$233,052.46	\$427,013.66	45.42%
Public Health	\$1,312,782.47	\$0.00	\$1,312,782.47	\$3,802,107.90	\$5,114,890.37	25.67%
Public Safety	\$1,990,040.90	\$0.00	\$1,990,040.90	\$32,634,341.58	\$34,624,382.48	5.75%
Public Service	\$6,293,888.31	\$4,779,310.11	\$11,073,198.42	\$127,095,160.91	\$133,389,049.22	8.01%
Public Utilities	\$21,044,372.52	\$12,650,495.56	\$33,694,868.08	\$149,978,770.16	\$171,023,142.68	18.34%
Rec & Parks	\$2,136,139.44	\$826,248.22	\$2,962,387.66	\$41,979,039.31	\$44,115,178.75	6.59%
Technology	\$3,120,272.45	\$0.00	\$3,120,272.45	\$18,809,425.54	\$21,929,697.99	14.23%